

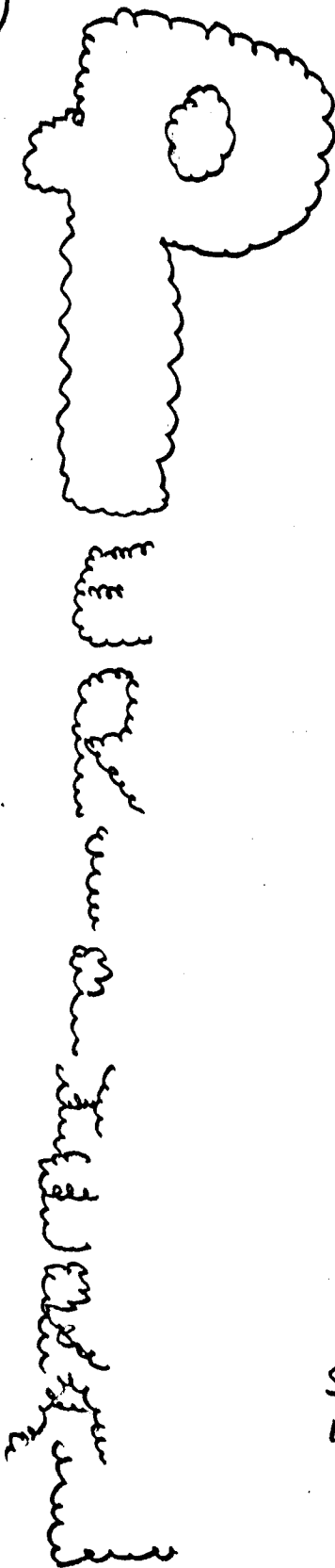


CA 21380 READY
LP J1234 PAPER
TO IDLE
T1 J9634 MOUNT
T2 IDLE



Preliminary
Specifications
12/1/70

PDP - USER SUBPROCESS

USER REQUESTS

ALL USERS REQUESTS INCLUDE THE FOLLOWING DATA:

JOB #

IDENTIFICATION TEXT

DISK FILE CAPABILITY

COMPLETION TIME

1. READ CARD DECK (RCD)

WHEN A JOB CARD WITH THE SPECIFIED JOB # AND IDENTIFICATION COMES INTO THE CARD READER, IT WILL BE WRITTEN ONTO THE GIVEN DISK FILE.

2. PRINT ASCII FILE (PAF)

THE GIVEN FILE WILL BE PRINTED AS CLOSE TO THE SPECIFIED TIME AS POSSIBLE.

3. READ Scope Xmode TAPE (RST)

THE REEL # MUST BE INCLUDED IN THE IDENTIFICATION. THE TAPE WILL BE COPIED ONTO THE DISK FILE IN

PDP - US

SCOPE SIMULATOR FORMAT UNTIL
A ZERO LENGTH FILE IS ENCOUNTERED.

4. WRITE SCOPE Xmode TAPE (WST)
AS PER READ TAPE

5. PRINT REQUEST STATUS (PRS)
ALL COMPLETED REQUESTS UNDER THE
SPECIFIED JOB # ARE PRINTED AND
DELETED FROM THE QUEUE.

6. OBTAIN DEVICE CAPABILITY (ODC)

DETAILS

ALL REQUESTS ARE PASSED TO POP
CENTRAL VIA THE REQUEST FILE AND
4th SLOT IN THE COMMUNICATION C-LIST.
THE LOCK/SEQUENCE # EVENT IS AVAILABLE IF THERE
IS NO REQUEST IN THE FILE/C-LIST. THE
REQUEST CODE / ACTIVITY EVENT, IS SENT.

By PDP-US WHEN A NEW REQUEST IS ENTERED,
AFTER POP-CP QUEUES THE REQUEST
IT SENDS THE NEXT LOCK/SEQUENCE EVENT. THE REQUEST
FILE IS 6 WORDS LONG:

1. JOB # - BINARY integer
2. Completion Time - Time of Day in ASCII
3. ID TEXT - 4 words of ASCII TEXT.

PDP - CENTRAL PROCESS

TASKS

THE CENTRAL PROCESS IS RESPONSIBLE FOR THE FOLLOWING

ACCEPTING USER REQUESTS FROM PDP-US

MAINTAINING THE QUEUE

DISPLAYING DEVICE STATUS

DISPLAYING QUEUE

TALKING WITH THE S, PDP-DP'S

TALKING WITH THE OPERATOR

DISPENSING CAPABILITIES FOR DEVICES TO USERS

PDP-US SERVICES

WHEN AN ACTIVITY EVENT IS RECEIVED, THE VALUE OF THE EVENT IS INTERPRETED AS THE ORDER CODE.

ILLEGAL CODES ARE

1. RCD - THE INFORMATION IS ENTERED INTO THE QUEUE.
2. PAF - "
3. RST - "
4. WST - "
5. PRS - THE SEQUENCE # WITH THE EARLIEST ACTUAL COMPLETION TIME IS RETURNED AS THE RESPONSE EVENT. IT IS

PDP - CP

OPERATOR SERVICES

COMMUNICATION IS VIA SCREEN 'E'
AND KEYBOARD 'E'. SCREEN E
IS DISPLAYED IN 1/2 medium 1/2 SMALL
IN THIS FORMAT

← ³ device →	← ⁶ JOB # →	← ⁷ STATUS →	← ³² ID TEXT →
CR	Z3380	READY	K MALBRAIN
LP	Z3380	PAPER	H STURGIS
T0		IDLE	
T1	Z3378	MOUNT	8128 OUTPUT
T2		IDLE	
T3		OFF	
T4		OFF	
T5	J1234	PARITY	8127 OUTPUT
T6		OFF	
T7		OFF	

THERE ARE FIVE OPERATOR COMMANDS.
THE XX IS A DEVICE NAME.

XX . GO - STATUS Acknowledged AND
OPERATOR ACTION performed

XX . OFF - Turn Device off when
IDLE. THE device may be
ASSIGNED TO A USER PROCESS.

PDP - CP

- XX. ON - TURN DEVICE ON. SET TO IDLE.
- XX. BACK - PUT REQUEST BACK IN QUEUE
- XX. DROP - DROP REQUEST FROM DEVICE AND QUEUE.
- XX. SNATCH - SNATCH DEVICE CAPABILITIES FROM USER BY CHANGE UNIQUE NAME

PDP - Device Processes

TASK

THERE ARE 3 PDP-DP'S - ONE FOR TAPES, PRINTER, CARD READER. (PUNCH?)
THEY WILL BE RUN IN TTY-free PROCESSES. COMMUNICATION WITH PDP-CP IS VIA EVENT CHANNELS.

EVENTS SENT PDP-CP

1. COMPARE
2. READY
3. NOTRDY
4. PARITY
5. PAPER
6. EMPTY
- 7.

EVENTS received from PDP-CP

1. START
2. go
3. drop

NOTE! IT IS PLANNED TO USE EXISTING CODE AS MUCH AS POSSIBLE.